

**Pattern Information**

Date	29-Jul-2024
Pattern Type	<b>CHALLENGE</b>
Pattern Difficulty	MEDIUM
Pattern Volume (ml)	34.50

**Pattern Parameters**

Split Pattern	No
Pattern Name	24JBC43FT
Start Cleaner Spray	0
Start Squeegee	0
Start Oiling	6

**Supplies Information**

Lane Cleaner	
Cleaner Mixture Ratio	4 : 1
Cleaner Spray End Distance	50
Lane Conditioner	

**Surface Information**

Surface Type	
Surface Brand	
Age	

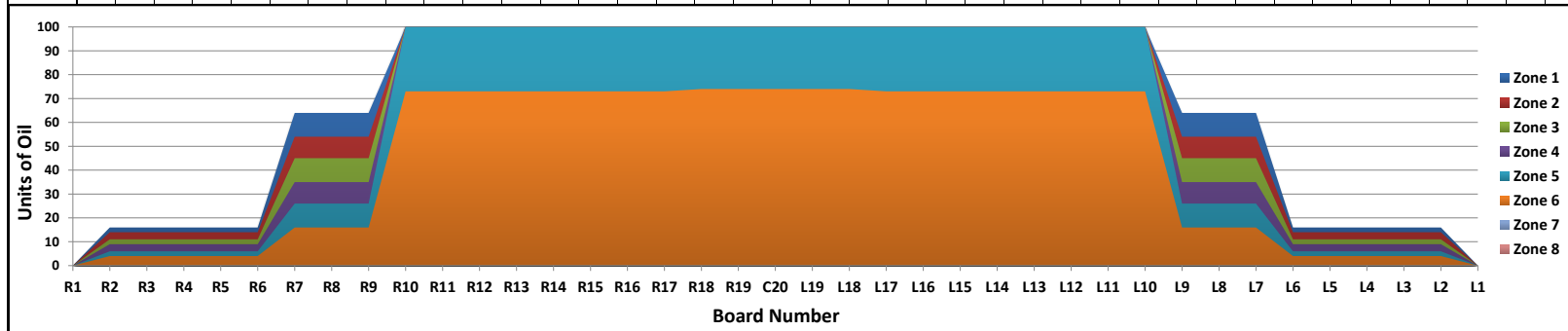
<b>SPORT</b>	<4 : 1	USBC Ratio Definitions
<b>CHALLENGE</b>	4-8 : 1	
<b>RECREATIONAL</b>	>8 : 1	

**Notes**

24JBC43FT

Zone	1	2	3	4	5	6	7	8		
Zone End Distance	8	13	18	23	29	35	43		Pattern Ratio by Volume (3-7:18-18)	
Zone Ratio	L 3.9 : 1	4.5 : 1	5.6 : 1	7.0 : 1	10.0 : 1	11.5 : 1	:	:		L 5.83 : 1
	R 3.9 : 1	4.5 : 1	5.6 : 1	7.0 : 1	10.0 : 1	11.5 : 1	:	:		R 5.83 : 1
Zone Volume (ml)	8.87	5.37	5.20	5.03	5.82	4.21	0.00			

ZONE	7 Pin Side																Board Number																				10 Pin Side															
	L1	L2	L3	L4	L5	L6	L7	L8	L9	L10	L11	L12	L13	L14	L15	L16	L17	L18	L19	C20	R19	R18	R17	R16	R15	R14	R13	R12	R11	R10	R9	R8	R7	R6	R5	R4	R3	R2	R1													
1	0	16	16	16	16	16	64	64	64	100	100	100	100	100	100	100	100	100	100	100	100	100	100	100	100	100	100	100	100	100	100	100	64	64	64	16	16	16	16	16	0											
2	0	14	14	14	14	14	54	54	54	100	100	100	100	100	100	100	100	100	100	100	100	100	100	100	100	100	100	100	100	100	54	54	54	14	14	14	14	14	14	0												
3	0	11	11	11	11	11	45	45	45	100	100	100	100	100	100	100	100	100	100	100	100	100	100	100	100	100	100	100	100	100	45	45	45	11	11	11	11	11	11	0												
4	0	9	9	9	9	9	35	35	35	100	100	100	100	100	100	100	100	100	100	100	100	100	100	100	100	100	100	100	100	100	35	35	35	9	9	9	9	9	9	0												
5	0	6	6	6	6	6	26	26	26	100	100	100	100	100	100	100	100	100	100	100	100	100	100	100	100	100	100	100	100	100	26	26	26	6	6	6	6	6	6	0												
6	0	4	4	4	4	4	16	16	16	73	73	73	73	73	73	73	73	74	74	74	74	74	73	73	73	73	73	73	73	16	16	16	4	4	4	4	4	4	0													
7	0	0	0	0	0	0	0	0	0	0	0	0	0	0	0	0	0	0	0	0	0	0	0	0	0	0	0	0	0	0	0	0	0	0	0	0	0	0	0	0	0											
8	0	0	0	0	0	0	0	0	0	0	0	0	0	0	0	0	0	0	0	0	0	0	0	0	0	0	0	0	0	0	0	0	0	0	0	0	0	0	0	0	0											





### 24JBC43FT

#### Crosswise Ratios (by units)

Zone 1		Average	Ratio
3L-7L	Left =	25.6	3.9
3R-7R	Right =	25.6	3.9
18L-18R	Center =	100.0	

Zone 2		Average	Ratio
3L-7L	Left =	22.0	4.5
3R-7R	Right =	22.0	4.5
18L-18R	Center =	100.0	

Zone 3		Average	Ratio
3L-7L	Left =	17.8	5.6
3R-7R	Right =	17.8	5.6
18L-18R	Center =	100.0	

Zone 4		Average	Ratio
3L-7L	Left =	14.2	7.0
3R-7R	Right =	14.2	7.0
18L-18R	Center =	100.0	

Zone 5		Average	Ratio
3L-7L	Left =	10.0	10.0
3R-7R	Right =	10.0	10.0
18L-18R	Center =	100.0	

Zone 6		Average	Ratio
3L-7L	Left =	6.4	11.5
3R-7R	Right =	6.4	11.5
18L-18R	Center =	74.0	

Zone 7		Average	Ratio
3L-7L	Left =	0.0	
3R-7R	Right =	0.0	
18L-18R	Center =	0.0	

Zone 8		Average	Ratio
3L-7L	Left =	0.0	
3R-7R	Right =	0.0	
18L-18R	Center =	0.0	

#### Crosswise Ratios (by ml)

Zone 1		Average	Ratio
3L-7L	Left =	0.086	3.9
3R-7R	Right =	0.086	3.9
18L-18R	Center =	0.335	

Zone 2		Average	Ratio
3L-7L	Left =	0.046	4.5
3R-7R	Right =	0.046	4.5
18L-18R	Center =	0.210	

Zone 3		Average	Ratio
3L-7L	Left =	0.037	5.6
3R-7R	Right =	0.037	5.6
18L-18R	Center =	0.210	

Zone 4		Average	Ratio
3L-7L	Left =	0.030	7.0
3R-7R	Right =	0.030	7.0
18L-18R	Center =	0.210	

Zone 5		Average	Ratio
3L-7L	Left =	0.025	10.0
3R-7R	Right =	0.025	10.0
18L-18R	Center =	0.251	

Zone 6		Average	Ratio
3L-7L	Left =	0.016	11.5
3R-7R	Right =	0.016	11.5
18L-18R	Center =	0.186	

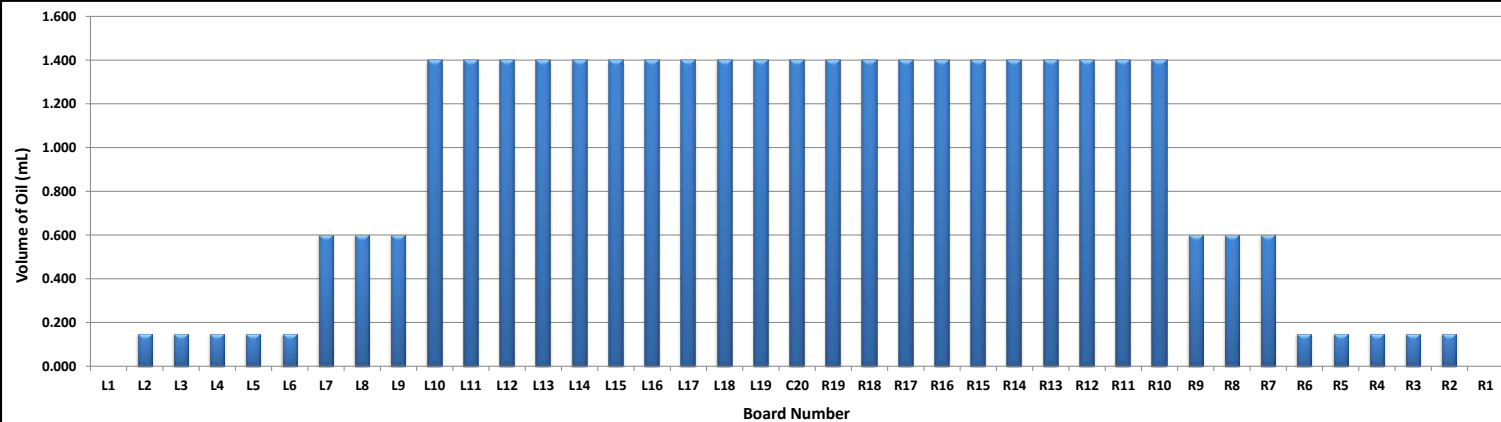
  

Zone 7		Average	Ratio
3L-7L	Left =	0.000	
3R-7R	Right =	0.000	
18L-18R	Center =	0.000	

Zone 8		Average	Ratio
3L-7L	Left =	0.000	
3R-7R	Right =	0.000	
18L-18R	Center =	0.000	

The above crosswise ratios are calculated by the average units of oil for boards 18L - 18R and divided by the average units of oil for board 3 - 7 left and right.



3L-7L:18L-18R	8L-12L:18L-18R	13L-17L:18L-18R	18L-18R:17R-13R	18L-18R:12R-8R	18L-18R:7R-3R
Outside Track: Middle	Middle Track: Middle	Inside Track: Middle	Middle: Inside Track	Middle: Middle Track	Middle: Outside Track
<b>5.83</b>	<b>1.30</b>	<b>1.00</b>	<b>1.00</b>	<b>1.30</b>	<b>5.83</b>



Lengthwise Ratio By Area			
	3L-7L	18L-18R	3R-7R
	Left	Center	Right
<b>Zone 2</b>	1.1	1.0	1.1
<b>Zone 3</b>	1.4	1.0	1.4
<b>Zone 4</b>	1.8	1.0	1.8
<b>Zone 5</b>	2.5	1.0	2.5
<b>Zone 6</b>	4.0	1.3	4.0
<b>Zone 7</b>			
<b>Zone 8</b>			

## 24JBC43FT

### Lengthwise Ratio By Board (units & ml)


Zone	7 Pin Side														Board Number												10 Pin Side												
	L1	L2	L3	L4	L5	L6	L7	L8	L9	L10	L11	L12	L13	L14	L15	L16	L17	L18	L19	C20	R19	R18	R17	R16	R15	R14	R13	R12	R11	R10	R9	R8	R7	R6	R5	R4	R3	R2	R1
<b>2</b>		1.1	1.1	1.1	1.1	1.1	1.2	1.2	1.2	1.0	1.0	1.0	1.0	1.0	1.0	1.0	1.0	1.0	1.0	1.0	1.0	1.0	1.0	1.0	1.0	1.0	1.0	1.0	1.0	1.0	1.2	1.2	1.2	1.1	1.1	1.1	1.1	1.1	
<b>3</b>		1.5	1.5	1.5	1.5	1.5	1.4	1.4	1.4	1.0	1.0	1.0	1.0	1.0	1.0	1.0	1.0	1.0	1.0	1.0	1.0	1.0	1.0	1.0	1.0	1.0	1.0	1.0	1.0	1.4	1.4	1.4	1.5	1.5	1.5	1.5	1.5		
<b>4</b>		1.8	1.8	1.8	1.8	1.8	1.8	1.8	1.8	1.0	1.0	1.0	1.0	1.0	1.0	1.0	1.0	1.0	1.0	1.0	1.0	1.0	1.0	1.0	1.0	1.0	1.0	1.0	1.0	1.8	1.8	1.8	1.8	1.8	1.8	1.8	1.8	1.8	
<b>5</b>		2.7	2.7	2.7	2.7	2.7	2.5	2.5	2.5	1.0	1.0	1.0	1.0	1.0	1.0	1.0	1.0	1.0	1.0	1.0	1.0	1.0	1.0	1.0	1.0	1.0	1.0	1.0	2.5	2.5	2.5	2.7	2.7	2.7	2.7	2.7	2.7		
<b>6</b>		4.0	4.0	4.0	4.0	4.0	4.0	4.0	4.0	1.4	1.4	1.4	1.4	1.4	1.4	1.4	1.4	1.4	1.4	1.4	1.4	1.4	1.4	1.4	1.4	1.4	1.4	1.4	4.0	4.0	4.0	4.0	4.0	4.0	4.0	4.0	4.0		
<b>7</b>																																							
<b>8</b>																																							

The lengthwise ratios are calculated from the volumes in the first zone.

24JBC43FT



55  
50  
45  
40  
35  
30  
25  
20  
15  
10  
5



# 第 15 回西日本シニアボウリング選手権大会

## テクニカルインフォメーション

開催月日 2024年9月14日(土)～16日(月祝)

公認競技場 No.138-012

会場 愛媛県・桑名ボウル

機種 BOWL-MOR

レーン数 36L

レーン材 ウッド

ピンデッキ ウッド

アプローチ ウッド

使用ピン Winsome Pin (JB 認証第 44 号)

使用ピン重量 3ポンド8オンス

メンテマシーン オーソリティー22

使用オイル CONNECT

2024.8.16

公益財団法人 JAPAN BOWLING  
指 導 委 員 会  
認 証 部 会